


Two-dimensional PSD S1880, S2044

Non-discrete position sensor utilizing photodiode surface resistance



PSD (Position Sensitive Detector) is an optoelectronic position sensor utilizing photodiode surface resistance. Unlike discrete element detectors such as CCD, PSD provides continuous position data and features high position resolution and high-speed response.

Features

- High position resolution
- Wide spectral response range
- High-speed response
- Simultaneous measurements of position and intensity
- Position is measured independent of light-spot size
- High reliability

Applications

- Optical position and angle sensing
- Remote optical control systems
- Automatic range finder systems
- Displacement and vibration monitors
- Laser beam alignment
- Medical equipment

General ratings / Absolute maximum ratings

Parameter	Symbol	S1880	S2044	Unit
Package	-	Ceramic	Metal	-
Active area size	-	12 × 12	4.7 × 4.7	mm
Reverse voltage	V _R Max.	20		V
Operating temperature	T _{opr}	-10 to +60		°C
Storage temperature	T _{stg}	-20 to +80		°C

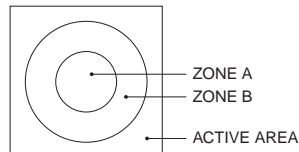
Electrical and optical characteristics (Typ. T_a=25 °C, unless otherwise noted)

Parameter	Symbol	Condition	S1880			S2044			Unit
			Min.	Typ.	Max.	Min.	Typ.	Max.	
Spectral response range	λ		-	320 to 1060	-	-	320 to 1060	-	nm
Peak sensitivity wavelength	λ_p		-	920	-	-	920	-	nm
Photo sensitivity	S	$\lambda = \lambda_p$	-	0.6	-	-	0.6	-	A/W
Interelectrode resistance *1	R _{ie}	V _b =1 V	5	10	15	5	10	15	k Ω
Position detection error *2	ZONE A	E	-	±80	±150	-	±40	±100	μ m
	ZONE B		-	±150	±250	-	±70	±150	
Saturation current	I _{st}	V _R =5 V R _L =1 k Ω	-	0.5	-	-	0.5	-	mA
Dark current	I _D	V _R =5 V	-	1.0	500	-	0.5	5	nA
Temp. coefficient of I _D	T _{CD}		-	1.15	-	-	1.15	-	times/°C
Rise time	t _r	V _R =5 V R _L =1 k Ω	-	1.5	-	-	0.3	-	μ s
Terminal capacitance	C _t	V _R =5 V f=10 kHz	-	300	-	-	45	-	pF
Position resolution *3	-		-	1.5	-	-	0.6	-	μ m

*1: Measured between two output terminals opposite to each other, and the other terminals are open-circuited on measurement.

*2: The radius of Zones A and B depend on the product type. They are determined as follows:

Type No.	ZONE A (mm)	ZONE B (mm)
S1880	2.5	5
S2044	0.9	4 × 4 (quadrate)



KPSDC0063EA

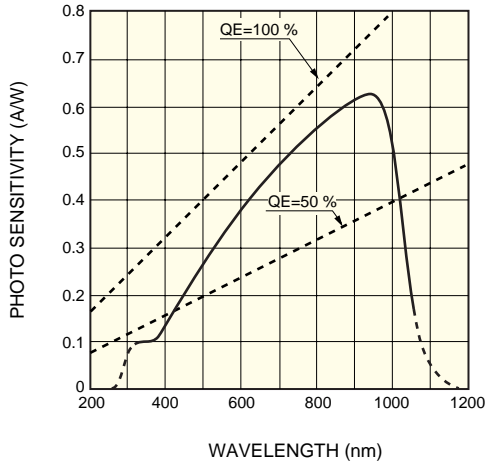
SOLID STATE DIVISION

*3: Position resolution

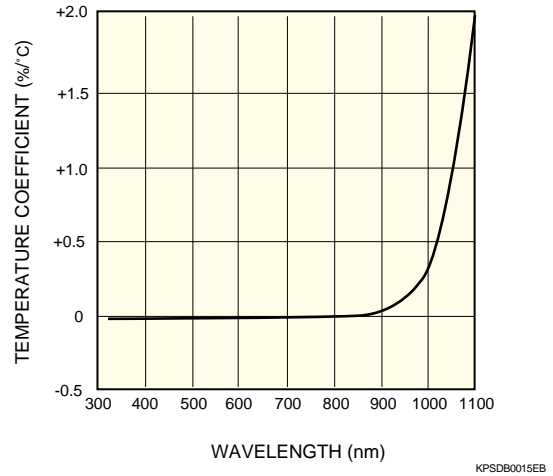
This is the minimum detectable light spot displacement. The detection limit is indicated by distance on the photosensitive surface. The numerical value of the resolution of a position sensor using a PSD is proportional to both the length of the PSD and the noise of the measuring system (resolution deteriorates) and inversely proportional to the photocurrent (incident energy) of the PSD (resolution improves).

- Light source: LED (900 nm)
- Spot Light size: $\phi 200 \mu\text{m}$
- Frequency range: 1 kHz
- Photocurrent: $1 \mu\text{A}$
- Circuit system input noise: $1 \mu\text{V}$ (1 kHz)
- Interelectrode resistance: Typical value (Refer to specification table.)

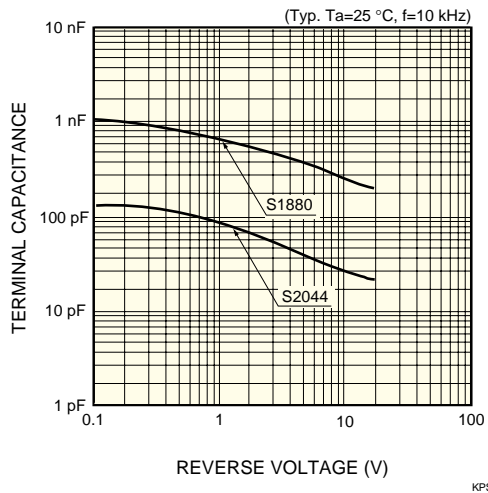
■ Spectral response



■ Photosensitivity temperature characteristic

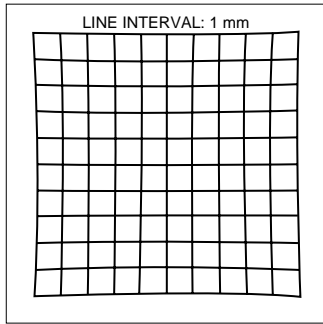


■ Terminal capacitance vs. reverse voltage

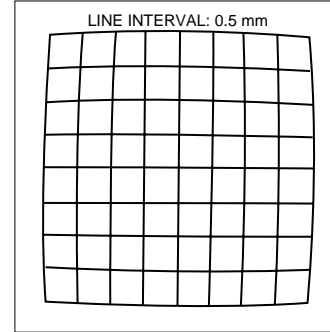


■ Example of position detectability ($T_a=25\text{ }^\circ\text{C}$, $\lambda=900\text{ nm}$, spot light size: $\phi 200\text{ }\mu\text{m}$)

S1880



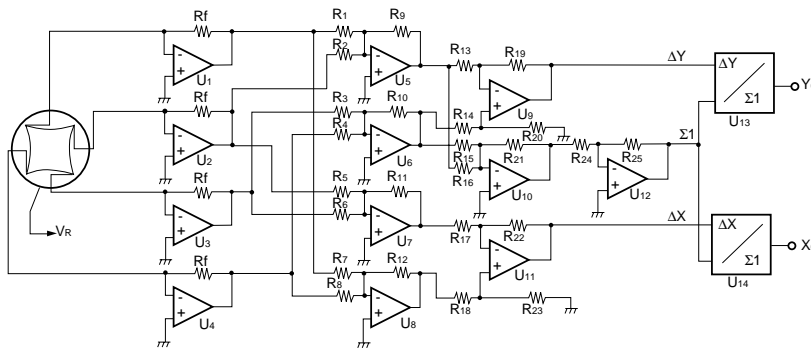
S2044



KPSDC0020EA

KPSDC0019EA

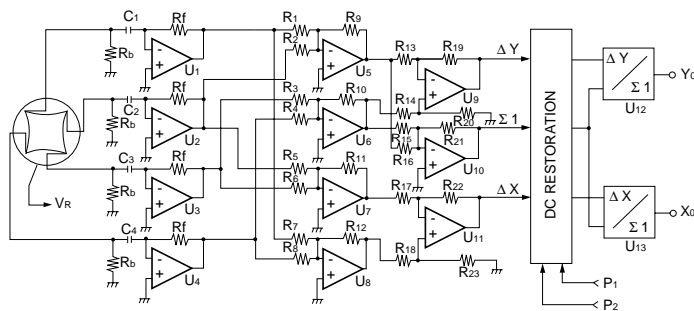
■ Example of DC-operating circuit



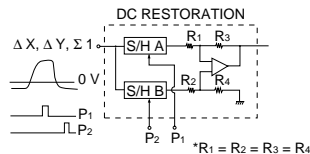
$R_1 - R_{25}$: same value
 R_f : depends on input level
 $U_1 - U_4$: low drift head amplifier, TL071, etc.
 U_{13}, U_{14} : analog divider, AD538 (Analog Devices), etc.

KPSDC0026EB

■ Example of AC-operating circuit



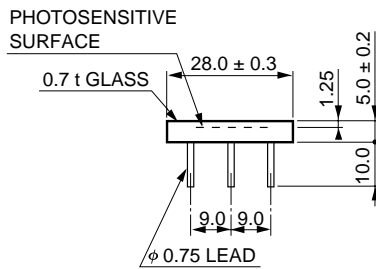
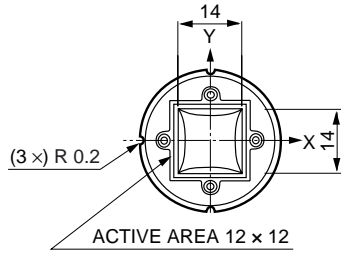
$R_1 - R_{24}$: same value
 R_f : depends on input level
 $U_1 - U_4$: low drift head amplifier, TL071, etc.
 U_{12}, U_{13} : analog divider, AD538 (Analog Devices), etc.



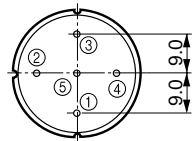
KPSDC0029EB

Dimensional outlines (unit: mm)

S1880

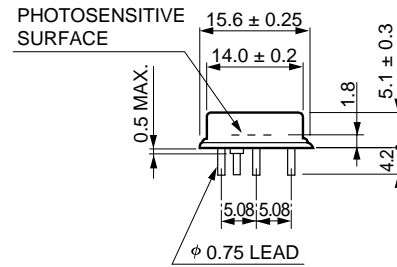
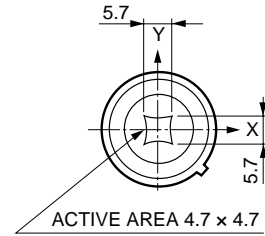


- ① ANODE (Y2)
- ② ANODE (X1)
- ③ ANODE (Y1)
- ④ ANODE (X2)
- ⑤ CATHODE (COMMON)

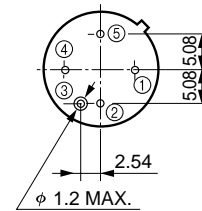


KPSDA0013EB

S2044

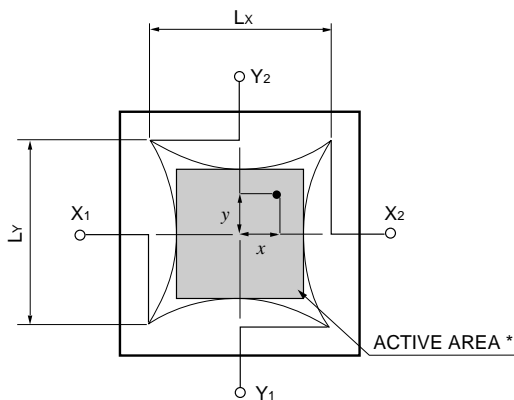


- ① ANODE (X2)
- ② ANODE (Y2)
- ③ CATHODE (CASE)
- ④ ANODE (X1)
- ⑤ ANODE (Y1)



KPSDA0012EC

Active area chart (pin-cushion type PSD)



* Active area is specified at the inscribed square.

KPSDC0012EA

Position conversion formula

$$\frac{(Ix2 + Iy1) - (Ix1 + Iy2)}{Ix1 + Ix2 + Iy1 + Iy2} = \frac{2x}{Lx}$$

$$\frac{(Ix2 + Iy2) - (Ix1 + Iy1)}{Ix1 + Ix2 + Iy1 + Iy2} = \frac{2y}{Ly}$$

HAMAMATSU

Information furnished by HAMAMATSU is believed to be reliable. However, no responsibility is assumed for possible inaccuracies or omissions. Specifications are subject to change without notice. No patent rights are granted to any of the circuits described herein. ©2007 Hamamatsu Photonics K.K.

HAMAMATSU PHOTONICS K.K., Solid State Division

1126-1 Ichino-cho, Higashi-ku Hamamatsu City, 435-8558 Japan, Telephone: (81) 53-434-3311, Fax: (81) 53-434-5184, www.hamamatsu.com

U.S.A.: Hamamatsu Corporation: 360 Foothill Road, P.O.Box 6910, Bridgewater, N.J. 08807-0910, U.S.A., Telephone: (1) 908-231-0960, Fax: (1) 908-231-1218

Germany: Hamamatsu Photonics Deutschland GmbH: Arzbergerstr. 10, D-82211 Herrsching am Ammersee, Germany, Telephone: (49) 08152-3750, Fax: (49) 08152-2658

France: Hamamatsu Photonics France S.A.R.L.: 19, Rue du Saule Trapu, Parc du Moulin de Massy, 91882 Massy Cedex, France, Telephone: 33-(1) 69 53 71 00, Fax: 33-(1) 69 53 71 10

United Kingdom: Hamamatsu Photonics UK Limited: 2 Howard Court, 10 Tewin Road, Welwyn Garden City, Hertfordshire AL7 1BW, United Kingdom, Telephone: (44) 1707-294888, Fax: (44) 1707-325777

North Europe: Hamamatsu Photonics Norden AB: Smidesvägen 12, SE-171 41 Solna, Sweden, Telephone: (46) 8-509-031-00, Fax: (46) 8-509-031-01

Italy: Hamamatsu Photonics Italia S.R.L.: Strada della Moia, 1/E, 20020 Arese, (Milano), Italy, Telephone: (39) 02-935-81-733, Fax: (39) 02-935-81-741

Cat. No. KPSD1015E05
Mar. 2007 DN